

Important Instructions for Filling Online Examination Form & Fee for Students:

1. The Examination Application Form of the following classes as mentioned in the table below as per the schedule will be accepted through the online mode.

Sr. No.	Class	Semester	Type	Fee	Opening and Ending Dates of the portal
1.	B.Ed Special Education (Dec. 2018)	1 st	Fresh	600/-	28/11/2018 – 6/12/2018
2.	M.Ed (Feb. 2019)	1 st	Fresh	700/-	28/11/2018 – 6/12/2018
3.	M.Ed (Feb. 2019)	1 st	Reappear	1250/-	28/11/2018 – 6/12/2018
4.	M.Ed (Feb. 2019)	3 rd	Fresh	700/-	28/11/2018 – 6/12/2018

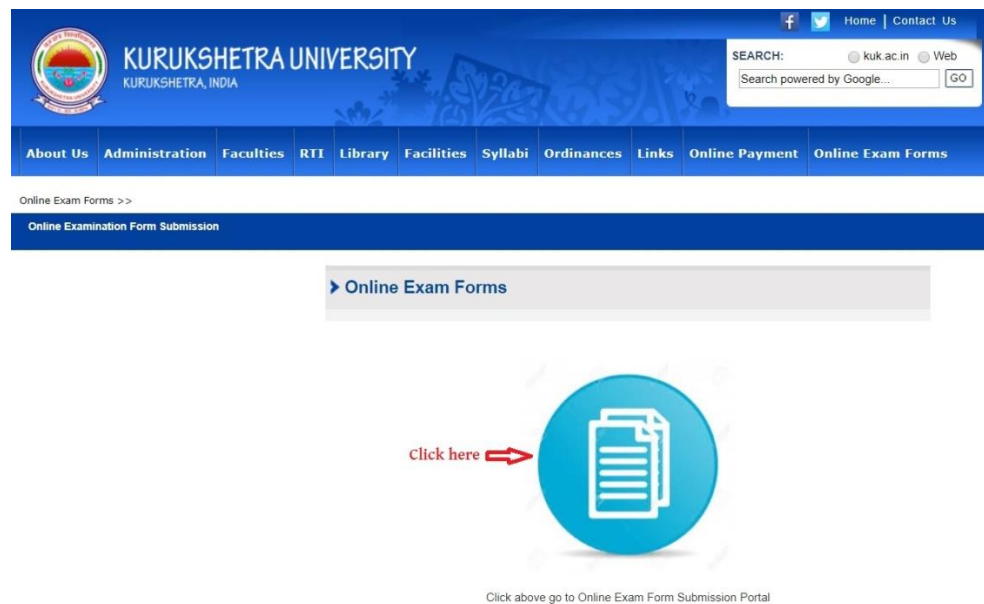
However, the Ex-Students will apply through offline/manual mode.

2. The students shall have to fill their forms online and also upload the photographs, signature and thumb impression on the University Examination Portal.
3. Before filling form, please read carefully about eligibility criteria, examinations schedule and fee details available on the University Website (<http://www.kuk.ac.in>).
4. Steps for filling examination form for regular(fresh/reappear) students:
 - i) Exam Registration.
 - ii) Student Login.
 - iii) Fill Personal Details.
 - iv) Fill Examination Details.
 - v) Go to Application Status to Preview and Submit.
 - vi) Take printout by clicking on Preview/ Download PDF button at top right corner.
 - vii) Submit the hard copy to the concerned College/Department/Institute.
5. The students shall have to do one time registration (in first semester/year) on the university's online examination portal in order to apply for online submission examination form and fee by using **UNIQUE** mobile number and valid email ID.
6. No two students shall register on same mobile number.

7. The students shall have to fill separate examination form for every semester/year of same class with the same login ID and password.
8. The students are advised to retain the same email ID and mobile number throughout the course as all important correspondence shall be done using the same email ID and mobile number. If a student forgets his/her email ID and password; then follow these steps to recover the same: **Go to the Student Login > Click on Forgot User ID / Password.** The email Id and password will be sent to his/her registered mobile number.
9. Details of examination fees for all the courses are available at Fee Details link at university's website (<http://www.kuk.ac.in>).
10. The fees for the Regular (Fresh/Reappear) Students shall be paid through their concerned College/Institute. However, the Ex-Students will pay their own fee through online mode while filling the online examination form by using following methods:
 - a) Credit Card.
 - b) Debit Card.
 - c) Net Banking.
11. After final submission of the Examination Form, the Regular (Fresh/Reappear) Students shall take print out of the form and submit to the concerned Department/College/Institute. However, the Ex-Students will submit the print out of the form along with requisite supporting documents directly to the examination enquiry counter of the university failing which their online form will not be considered by the University.
12. For any changes after final submission of examination form:
 - 1.) Ex-Students may contact Examination Enquiry, Examination Branch, KUK or e-mail at onlineforms@kuk.ac.in.
 - 2.) Regular Students may contact their concerned Department/Institutes/College.
13. The students shall carefully select the subjects while filling the examination subject details in the online examination form. A subject change fee of Rs. 100 per subject will be charged in order to correct the wrongly opted subjects.

Getting Started:

1. Open the Web browser (Internet Explorer, Chrome, Firefox etc.).
2. Visit the University Website (kuk.ac.in) and click on the link “Online Exam Forms”



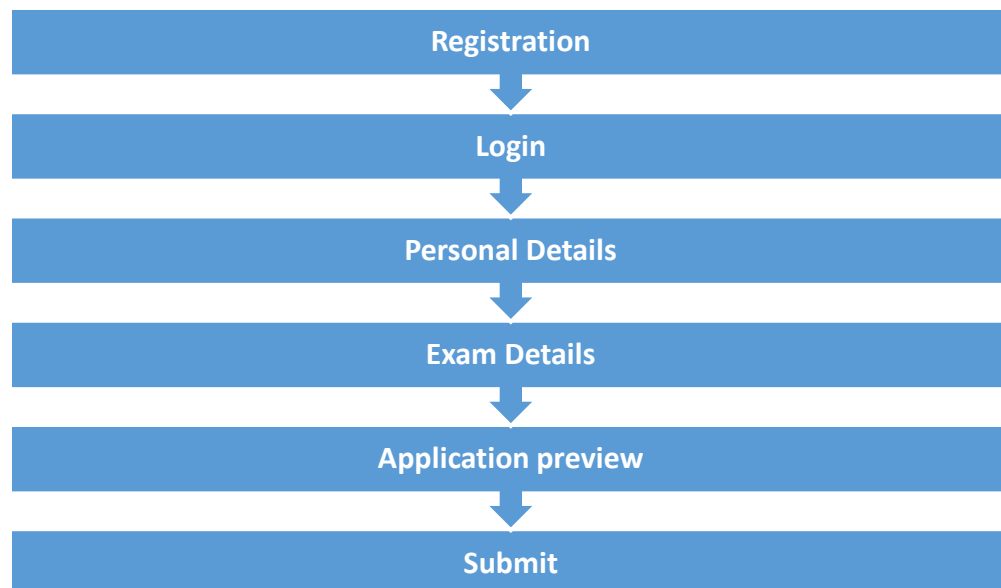
3. The students will get connected to the Online Examination Portal containing following tabs:
 - i) **Home:** Instruction for students.
 - ii) **Student Login:** Login facility for registered student.
 - iii) **Exam Registration:** For registration of new student.
 - iv) **Colleges Instruction:** Instruction for Departments/Colleges/Institutes.
 - v) **Univ./College Login:** Login facility for already registered Departments/Colleges/Institutes.

- vi) **FAQ:** Frequently Asked Questions.
- vii) **Contact us:** For any query.



Flowchart for Online Examination Form:

1. **Flowchart for Regular (Fresh/Reappear) Students:** Following flowchart defines the steps involved in filling of examination application forms for **Regular (Fresh/Reappear) Students**.



Detailed Steps for Filling Online Examination Form for Regular (Fresh) Students:

STEP-1: Register Yourself

The first step to fill up the Online Examination Form is the registration of the students. For this, please click on the button '**Exam Registration**'. A 'Student Registration Form' will be displayed. Fill up the registration form as given below:

Student Registration

* All fields are mandatory

Note : Student's Name, Father's Name, Mother's Name and Date of Birth should be as per Matriculation Certificate.

Student's Name * : ANIL KUMAR

Father's Name * : Shri VEER SINGH

Mother's Name * : Smt REKHA DEVI

Date Of Birth * : 01/01/1998

Gender * : MALE

Mobile (10 Digit) * : +91 9099999909

e-mail ID * : example@gmail.com

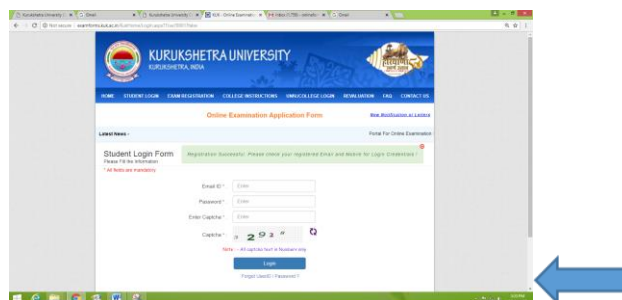
Select Question * : What is your nick name?

Answer * : ANIL

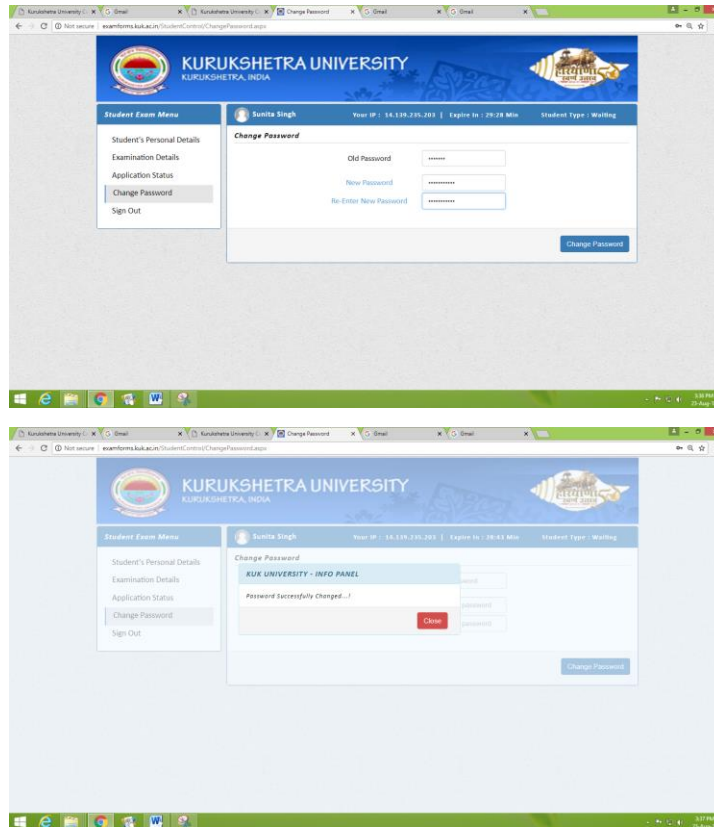
☒ I agree to accept all Terms & Conditions [Read](#)

- i) Once you have filled the particulars in the form, click on the ‘**Register**’ button after enabling the checkbox “I agree to accept all Terms and Conditions”. (**Note: Kindly check the entries carefully as the same shall be used for DMC/Degree and other academic purposes. The students shall not be able to change their particulars after registration.**)

A message informing about the successful registration is displayed on the screen in green as shown below.



- ii) User Name along with the Password shall be generated after successful registration (**Note: The username for the registered student shall be his/her email id and the password shall be sent on the same email id & registered mobile number used at the time of registration.**)
- iii) The system generated password can also be changed (as shown below) by clicking on the link “Change Password” after making login into the account. Login can be made by following steps: Click on Student Login-> Enter your credentials-> change password.



STEP-2: Login (Registered Students):


Click on ‘**Student Login**’ button given in the Online Examination Portal:

- Enter your User Name (email id) and Password (i.e. received on your email id and registered mobile number at the time of registration).
- Enter the Captcha.
- Click on ‘**Login**’ button as displayed in the Login form.
- In case, a student forgets his/her User ID and Password, the same can be recovered through ‘**Forgot User ID/Password**’.

Email ID * :

Password * :

Enter Captcha * :

Captcha * : 

Note : - All captcha text in Numbers only

[Forgot UserID / Password ?](#)

STEP-3: Students will enter in his/her Login account.

1. **Fill Personal Details:** Student's Personal Details like correspondence address, permanent address, marital status, category etc. shall be filled. Then photograph, signature and thumb impression in .JPG format having size below 10 KB and 100 x 100 Pixels shall be uploaded. Once the details are entered, click '**Save Personal Details**' button and then enter the '**Examination Details**'.

2. Fill Examination Details: The Examination Detail shall be filled as under:

- Fill up all the requisite information related to the Examination Details in the form.
- Fill up course related information.

- c) Compulsory subjects will be auto populated after selection of course.
 - d) Candidates will have to select the elective subjects.
 - e) Fill up the details of last qualifying examination on the basis of which you are applying for the next examination.
 - f) Once the Examination Details are entered, click '**Save Application**' button.
3. **Preview and Submit:** Go to **Application Status** and Click on '**Preview**' button to check your details carefully.

KURUKSHETRA UNIVERSITY
KURUKSHETRA, INDIA

Student Exam Menu

- Student's Personal Details
- Examination Details
- Application Status**
- Change Password
- Sign Out

More Exam >

SELECT	CLASS NAME	SEMESTER	SESSION	CATEGORY	EXAM TYPE	ENTRY DATE	SUMMIT	FEES	PROCESSED
<input type="checkbox"/>	B.Sc. (Honours) Mathema...	SEMESTER-3	NOV-DEC 2018	REGULAR	FULL PAPERS	13-08-2018			Preview

Sunita Singh Your IP : 14.139.235.203 | Expire In : 23:37 Min Student Type : Regular

Full Application Preview

Exam Class	Year / Semester	Annual / Semester
Bachelor Of Arts(B.A.)	SEMESTER-03	SEMESTER

Exam Session	Exam Type	Exam Category
Nov-Dec 2018	FULL PAPERS	REGULAR

Student Details (Show/Hide)

K.U.K Registration No: 1

Student Roll No: 111

Student's Name: SUNITA SINGH

Father's Name: SUNIT SINGH

Mother's Name: AARTI SINGH

Email ID: SUNITA9876543@GMAIL.COM

Mobile No: 111111, THANGESAR, HARYANA, 136118, INDIA

Correspondence Address: 111111, THANGESAR, HARYANA, 136118, INDIA

Gender: FEMALE

Residence Area T: URBAN

Category to which you belong: GENERAL

State to which you belong: HARYANA

Choice of Centre(I):

Choice of Centre(II):

Choice of Centre(III):

Selected Subject Details (Show/Hide)

Previous Examination(s) (Show/Hide)

DECLARATION OF APPLICATION FORM

I solemnly declare and affirm that the particulars given above are correct and true to the best of my knowledge and nothing has been concealed therein. I am eligible for the Examination as per rules and regulations of the University. I have consulted Syllabus, Scheme, Eligibility conditions etc. And have gone through general rules/instructions of Kurukshetra University, Kurukshetra, before filling it and I undertake to abide by the same in all respects.

Examination Form Status: **Uncomplete (+)**

☐ I Accept all term & Conditions

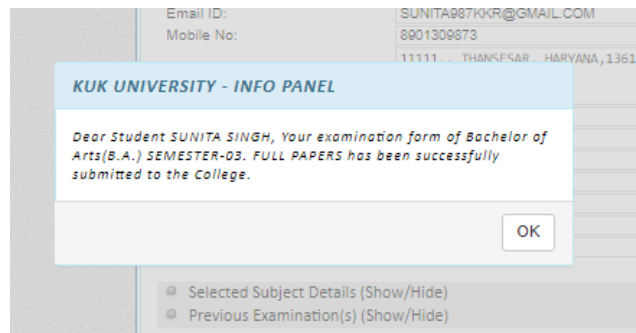
APPLICATION NO : KU00128186

Back Submit Exam Application

Click on '**Submit Exam Application**' button as shown above after thoroughly checking the entered details. The said examination form gets forwarded to the

concerned College/Department/Institute and student will get message of successful submission on their registered mobile numbers as:-

“Dear Student, Your examination form of B.A. Semester-03 Full papers has been successfully submitted to the College.”



Now for taking print out, click on the Preview/Download PDF button at the top right corner of the screen. A PDF copy of the form can also be saved for future references.

Full Application Preview [Preview / Download PDF](#)

Exam Class	Year / Semester	Annual / Semester
Bachelor Of Arts(B.A.)	SEMESTER-03	SEMESTER

Exam Session	Exam Type	Exam Category
Nov-Dec 2018	FULL PAPERS	REGULAR

Student Details (Show/Hide)

K.U.K Registration No: 111
Student Roll No: 111
Student's Name: SUNITA SINGH
Father's Name: SUNIT SINGH
Mother's Name: AARTI SINGH
Email ID: SUNITA987KKR@GMAIL.COM
Mobile No: 1
Correspondence Address: 11111, THANESAR, HARYANA, 136118, INDIA
Gender: FEMALE
Residence Area Type: URBAN
Category to which you belong: GENERAL
State to which you belong: HARYANA
Choice of Centre(i):
Choice of Centre(ii):
Choice of Centre(iii):

DECLARATION OF APPLICATION FORM

I solemnly declare and affirm that the particulars given above are correct and true to the best of my knowledge and nothing has been concealed therein. I am eligible for the Examination as per rules and regulations of the University. I have consulted Syllabus, Scheme, Eligibility conditions etc. And have gone through general rules/instructions of Kurukshetra University, Kurukshetra, before filling it and I undertake to abide by the same in all respects.

Examination Form Status: **Uncomplete (*)**





☐ I Accept all term & Conditions

APPLICATION NO: KU00128186

Back

Fee Not Paid!

A PDF format of the form gets generated. Put signatures on the print out and submit the form to the concerned College/Department/Institute.

KURUKSHETRA UNIVERSITY KURUKSHETRA, INDIA		STUDENT EXAMINATION DETAILS, SESSION - NOV-DEC 2018				
Application No : KU00128186						
College Name	Test college (99999)					
Class Name	Bachelor of Arts(B.A.)	Annual / Semester	SEMESTER			
Year / Semester	SEMESTER-03	Session	Nov-Dec 2018			
Exam Type	FULL PAPERS	Category	REGULAR			
KU.Reg. No	1	College Roll No	111			
Student Name	SUNITA SINGH	Father Name	SUNIT SINGH			
Mother Name	AARTI SINGH	Mobile No I			
Email ID	sunita987kkr@gmail.com					
Correspondence Address	11111, Ihansesar, Haryana, 136118, INDIA					
Gender	Female	Area Type	Urban			
Category	general	State	Haryana			
Student Photo	Student Signature	Student Thumb				
						
Fees Details Of Examination Form						
Transaction ID	Payment Date	Fee Amount	QR Code			
						
Selected Subject For Examination						
SNO#	Subject Code	Subject Name				
1	UR23	URDU COMP.				
2	PY23	PSYCHOLOGY				
3	RU23	RURAL INDUSTRIALISATION				
4	EN23	ENGLISH				
Particular of Previous Examination(s) passed						
B.A 2nd sem	june 2018	11111	KUK	0	0	Result Awaited
DECLARATION OF APPLICATION FORM						
I solemnly declare and affirm that the particulars given above are correct and true to the best of my knowledge and nothing has been concealed therein. I am eligible for the Examination as per rules and regulations of the University. I have consulted Syllabus, Scheme, Eligibility conditions etc. And have gone through general rules/instructions of Kurukshetra University, Kurukshetra, before filling it and I undertake to abide by the same in all respects.						
Submission Date: 23-Aug-2018				Signature _____		
Note: "Kindly Submit the hard copy" of application form to your concerned Department/College/Institute.						

The submitted form will then be verified by the College/Department/Institute and the process of online fee payment will be initiated; after completion of which the said form will be finally submitted to the university and Sign Out.

Applying for more than one forms: Students can also apply for more than one examination form for different semesters by using the same user ID and password by clicking on ‘**Click For More Examination Form**’ link on Examination Details tab.

The screenshot shows the 'Student Exam Menu' with the 'Examination Details' tab selected. The menu includes links for 'Student's Personal Details', 'Examination Details', 'Application Status', 'Change Password', and 'Sign Out'. The main content area displays a form for 'Sunita Singh' with the following details:

- 1. STATE TO WHICH YOU BELONG:** Haryana
- 2. STUDENT TYPE:** REGULAR (selected), PRIVATE, DDE
- 3. COLLEGE / DEPARTMENT NAME:** Test college-99999
- 4. CAPACITY FOR APPEARING:** Select
- 5. SESSION:** NOV-DEC 2018
- 6. K.U. REGISTRATION:** 1
- 7. COLLEGE ROLL NO:** 111
- 8. EXAMINATION ROLL NO:** (empty)
- 9. CATEGORY:** REGULAR
- 10. ANNUAL / SEMESTER:** SEMESTER
- 11. CLASS:** Bachelor of Arts(B.A.)
- 12. SEMESTER / YEAR:** SEMESTER-03
- 13. EXAMINATION TYPE:** FULL PAPERS
- 14. SUBJECT DETAILS:**
 - TOTAL COMPULSORY SUBJECTS: 1
 - TOTAL ELECTIVE SUBJECTS: 2
 - TOTAL FIXED SUBJECTS: 1

At the bottom, there is a note: 'NOTF :- Tuhiart's offered (alongwith Tuhiart Code of Papers)'.

OR

By clicking on ‘**More Exams+**’ on Application Status tab as depicted below:

The screenshot shows the 'Student Exam Menu' with the 'Application Status' tab selected. The menu includes links for 'Student's Personal Details', 'Examination Details', 'Application Status', 'Change Password', and 'Sign Out'. The main content area displays a table with the following data:

SELECT	CLASS NAME	SEM/YEAR	SESSION	CATEGORY	EXAM TYPE	ENTRY DATE	SUBMIT	FEES	PROCESS
<input type="checkbox"/>	Bachelor of Arts(B.A.)	SEMESTER-03	NOV-DEC 2018	REGULAR	RE-APPEAR	23-08-2018	<input type="button" value="Submit"/>	<input type="button" value="Fees"/>	<input type="button" value="Process"/>

At the top of the table, there is a button labeled 'MORE EXAM +'.

Detailed Steps for Filling Online Examination Form for Regular (Reappear) Students:

The students applying for reappear examinations will follow the steps as mentioned below (kindly refer above for details):

1. **Registration.**
2. **Login into the account.**
3. **Fill Personal Details.**
4. **Fill Examination Details.**

Kindly Note: Select **Reappear** as **Examination Type** in column no. 13.

The screenshot shows the 'Student Exam Menu' with a sidebar containing 'Student's Personal Details', 'Examination Details', 'Application Status', 'Change Password', and 'Sign Out'. The 'Examination Details' form is active, showing fields for '1. STATE TO WHICH YOU BELONG' (Haryana), '2. STUDENT TYPE' (REGULAR), '3. COLLEGE / DEPARTMENT NAME' (Test college-99999), '4. CAPACITY FOR APPEARING' (Selected), '5. SESSION' (NON DEC 2018), '6. K.U. REGISTRATION', '7. COLLEGE ROLL NO.' (23), '8. EXAMINATION ROLL NO.', '9. CATEGORY' (REGULAR), '10. ANNUAL / SEMESTER' (SEMESTER), '11. CLASS' (Bachelor of Arts(B.A.)), '12. SEMESTER / YEAR' (SEMESTER-03), '13. EXAMINATION TYPE' (RE-APPEAR), '14. SUBJECT DETAILS', 'TOTAL COMPULSORY SUBJECTS' (0), 'MAX NO OF SUBJECTS' (0), and 'TOTAL FIXED SUBJECTS' (0). A table at the bottom lists subjects: 1. AA23 COMMERCIAL ART, 2. AE23 ADDITIONAL ENGLISH, 3. AH23 ANCIENT HISTORY & ARCH, 4. AR23 FINE ARTS, and 5. AS23 AGRO SERVICE, each with a 'Subject Type' and a 'Select' button.

- A pop up table will appear. Fill the details regarding all the chances available by the student.

The screenshot shows the 'KUK UNIVERSITY - INFO PANEL' with a table containing the following data:

S.No	Number of Chance	Year/Session	Roll No.	Result/Remarks	Edit
1	Appeared as Fresh Candidate	DEC. 2017	1111111	Reappear 301	Edit
2	Reappear 1 Chance	DEC. 2016	1111111	Reappear 301	Edit
3	Reappear 2 Chance	DEC. 2015	1111111	Reappear 301,	Edit
4	Reappear 3 Chance	DEC. 2014	1111111	Reappear 302,	Edit

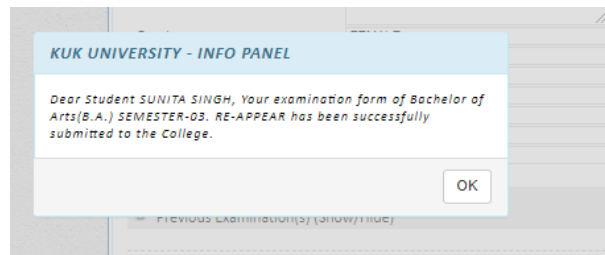
At the bottom of the panel, there are buttons for 'Close', 'Add New', and 'Save'.

- Go to Application Status and Click on '**Preview**' button to check your details carefully.

- Submit the form by clicking on ‘Submit Exam Application’ button.

- After clicking ‘**Submit Exam Application**’ button the said examination form gets forwarded to the concerned College/Department/Institute and student will get message of successful submission on their registered mobile numbers.

“Dear Student, Your examination form of B.A. Semester-03 reappear has been successfully submitted to the College.”



- Now for taking print out, click on the ‘**Preview/Download PDF**’ button at the top right corner of the screen. A PDF copy of the form can also be saving for future references.

Sunita Singh Your IP : 14.139.235.203 | Expire in : 19:33 Min Student Type : Regular

Full Application Preview [Preview / Download PDF](#)

Exam Class	Year / Semester	Annual / Semester
Bachelor Of Arts(B.A.)	SEMESTER-03	SEMESTER

Exam Session	Exam Type	Exam Category
Nov-Dec 2018	RE-APPEAR	REGULAR

Student Details (Show/Hide)

K.U.K Registration No: 1
 Student Roll No: 111
 Student's Name: SUNITA SINGH
 Father's Name: SUNIT SINGH
 Mother's Name: AARTI SINGH
 Email ID: SUNITA87KVR@GMAIL.COM
 Mobile No: 9876543210
 Correspondence Address: 111111, THANESEAR, HARYANA, 136118, INDIA

Gender: FEMALE
 Residence Area Type: URBAN
 Category to which you belong: GENERAL
 State to which you belong: HARYANA
 Choice of Centre(i):
 Choice of Centre(ii):
 Choice of Centre(iii):

DECLARATION OF APPLICATION FORM

I solemnly declare and affirm that the particulars given above are correct and true to the best of my knowledge and nothing has been concealed therein. I am eligible for the Examination as per rules and regulations of the University. I have consulted Syllabus, Scheme, Eligibility conditions etc. And have gone through general rules/instructions of Kurukshetra University, Kurukshetra, before filling it and I undertake to abide by the same in all respects.

Examination Form Status: **Uncomplete (+)**

☐ I Accept all term & Conditions

APPLICATION NO : KU00128154

[Back](#) Fee Not Paid!

- Put signatures on the print out and submit the form to the concerned College/Department/Institute.


KURUKSHETRA UNIVERSITY
 KURUKSHETRA, INDIA
 

STUDENT EXAMINATION DETAILS, SESSION - NOV-DEC 2018

Application No : KU00120154			
College Name		Test college (9999)	
Class Name	Bachelor of Arts(B.A.)	Annual / Semester	SEMESTER
Year / Semester	SEMESTER-03	Session	Nov-Dec 2018
Exam Type	RE-APPEAR	Category	REGULAR
KU Reg. No	1	College Roll No	111
Student Name	SUNITA SINGH	Father Name	SUNIT SINGH
Mother Name	AARTI SINGH	Mobile No	
Email ID	sunita67kkr@gmail.com		
Correspondence Address	11111, thansesar, Haryana, 136118, INDIA		
Gender	Female	Area Type	Urban
Category	general	State	Haryana
Student Photo	Student Signature	Student Thumb	
			

Fees Details Of Examination Form

Transaction ID	Payment Date	Fee Amount	QR Code
			

Selected Subject For Examination

SNOW	Subject Code	Subject Name
1	AR23	FINE ARTS

Particular of Previous Examination(s) passed

Name of Exam	Year/Session	University / Board Roll No.	University / Board	Marks Obtained	Max. Marks	Result
B.A 2nd sem	june 2018	11111	KUK	0	0	Result Awaited

DECLARATION OF APPLICATION FORM

I solemnly declare and affirm that the particulars given above are correct and true to the best of my knowledge and nothing has been concealed therein. I am eligible for the Examination as per rules and regulations of the University. I have consulted Syllabus, Scheme, Eligibility conditions etc. And have gone through general rules/instructions of Kurukshetra University, Kurukshetra, before filling it and I undertake to abide by the same in all respects.

Submission Date: 23-Aug-2018 Signature _____

Note: "Kindly Submit the hard copy" of application form to your concerned Department/College/Institute.

- The submitted form will then be verified by the College/Department/Institute and the process of online fee payment will be initiated; after completion of which the said form will be finally submitted to the university and then Sign Out.

FOR ANY QUERY STUDENTS MAY CONTACT THEIR CONCERNED COLLEGE/INSTITUTE/DEPARTMENT.

THANKS